

4.1.4 Average percentage of expenditure, excluding salary for infrastructure augmentation during last five years

AUDIT REPORT

The following audit report shows the average percentage of expenditure, excluding salary for infrastructure augmentation during last five years

SL. NO.	Documents Enclosed	Page Nos.
1	Certificate of Budget Allocation & Expenditure incurred for Infrastructure Augmentation	1
2	Audit Report : 2019-20	2-10
3	Audit Report : 2018-19	11-20
4	Audit Report : 2017-18	21-28
5	Audit Report : 2016-17	29-36
6	Audit Report : 2015-16	37-44



P.R. SHETTY ASSOCIATES

CHARTERED ACCOUNTANTS

CA. P. Raghuchandra Shetty, B.Com., F.C.A.
Chartered Accountant

421, Second Floor, Kunil Complex, Bendoorwell, Mangalore 575 002
Ph: +91 824 2436522, 4268880 (O) 2438394 (Telefax)
+ 91 824 2275394 (R), 98451 12382 (M) Email: prshetty15@hotmail.com

TO WHOMSOEVER IT MAY CONCERN

This is to state that Mangalore Institute of Technology and Engineering, Unit of Rajalaxmi Education Trust @, Badagamijar, Moodabidri had incurred expenditure for infrastructure augmentation during last five years as tabulated below:

Academic Year	Budget allocated for infrastructure augmentation(INR in Lakhs)	Expenditure for infrastructure augmentation (INR in Lakhs)
2019-20	300.00	258.30
2018-19	500.00	494.12
2017-18	550.00	405.13
2016-17	400.00	365.01
2015-16	1250.00	1171.09


This certificate is issued on specific request of the institute on the basis of documents and information made available.

Place: Mangalore

Date: 16-07-2021

CA P. Raghuchandra Shetty
M. No. 200314




Principal
Mangalore Institute of Technology & Engineering
Badaga Mijar, MOODBIDRI - 574 225

**RAJALAXMI EDUCATION
1ST FLOOR SOUZA ARCADE,
INCOME AND EXPENDITURE ACCOUNT**

Fig for the P.Y	EXPENDITURE	₹	₹
916400	To Salary	923400.00	
1501566	To Bank Charges & Interest	3440103.66	
27500	To Printing & Stationery	17548.00	
295000	To Professional Charges	354000.00	
6214	To Travelling & Conveyance Expenses	5468.00	
89798	To Electricity Expenses	64922.00	
33242	To Internet & Telephone Charges	23414.22	
2500	To Profession Tax	2500.00	
65550	To Vehicle Maintenance	108212.00	
13991	To Miscellaneous Expenses	16572.00	
23760	To Preliminary Expenses Written Off	21384.20	
400200	To Labour Charges	280000.00	
37080736	To Depreciation	35545909.11	
80563407	To Excess of Income over Expenditure	102017321.62	

121019864

142820754.81

For RAJALAXMI EDUCATION TRUST @

PRESIDENT

PLACE : MANGALORE
DATE : 10.09.2020

Principal
Mangalore Institute of Technology & Engineering
Bachchanalundi, NOODEIDRI - 574 225

**TRUST @
BALMATTI ROAD, MANGALORE
FOR THE YEAR ENDED 31ST MARCH 2020**

Fig for the P.Y	INCOME	₹	₹
14852	By Interest Received	38457.00	
16500	By ATM Rent	6000.00	
120988512	By Surplus from College Section:		
	Mangalore Institute of Technology & Engineering	103305551.44	
	Mangalore Institute of Technology & Engineering - Hostel	39470746.37	142776297.81

121019864

142820754.81

AS PER OUR REPORT OF EVEN DATE
For P.R.SHETTY ASSOCIATES

PLACE : MANGALORE
DATE : 10.09.2020

C.A P.RAGHUCHANDRA SHETTY B.COM,F.C.A

Principal
Mangalore Institute of Technology & Engineering
Bachchanalundi, NOODEIDRI - 574 225

**RAJALAXMI EDUCATION
1ST FLOOR SOUZA ARCADE
BALANCE SHEET AS**

Fig for the P.Y	LIABILITIES	₹	₹
836544207	GENERAL FUND:		
	As Per Last B/Sheet	836544207.19	
	Add: Excess of Income Over Expenditure	<u>102017321.62</u>	938561528.81
87897802	LOANS & ADVANCES:		
33304009	ACCOUNTS PAYABLE:		34717663.00
	As Per Schedule - 6		
2795236	SUNDRY CREDITORS:		2767691.00
	As per Schedule - 7		
-	PROJECT FUND:		
	Amount Received from KTK Biotechnology and I.T Services	490000.00	
	Less: Transferred to MITE NAIN Opex fund	<u>490000.00</u>	
2850833	OUTSTANDING EXPENSES:		
	Professional Charges	2035500.00	
	Profession Tax	31600.00	
	EPF	540736.00	
	TDS	<u>539431.50</u>	3147267.50
			979194150.31

963399287

For RAJALAXMI EDUCATION TRUST @

PLACE : MANGALORE
DATE : 10.09.2020

PRESIDENT

Principal
Mangalore Institute of Technology & Engineering
Bodaga Mijar, MOODBIDRI - 574 225

**TRUST @
BALMATTIA ROAD, MANGALORE
AT 31ST MARCH, 2020**

Fig for the P.Y	ASSETS	₹	₹
157284649	FIXED ASSETS:		
	As per Schedule - 1		163154931.06
21171815	LAND:		21171814.66
697101029	BUILDING:		
	As per Schedule - 2	703876442.21	
	Less: Depreciation	<u>35193822.11</u>	668682620.10
56118765	DEPOSITS:		97340136.59
	As per Schedule - 3		
18900679	CASH & BANK BALANCES:		17633306.51
	As per Schedule - 4		
12608508	ACCOUNT RECEIVABLE:		11018883.50
	As per Schedule - 5		
213842	PRELIMINARY EXPENSES:		
	Opening Balance	213842.09	
	Less: Written Off during the year	<u>21384.21</u>	192457.88
			979194150.31

963399287

AS PER OUR REPORT OF EVEN DATE
For P.R. SHETTY & ASSOCIATES

PLACE : MANGALORE
DATE : 10.09.2020

C.A P.RAGHUCHANDRA SHETTY B.COM, F.C.A

Principal
Mangalore Institute of Technology & Engineering
Bodaga Mijar, MOODBIDRI - 574 225

SCHEDULE - 1 FIXED ASSETS

Particulars	₹.
Mangalore Institute of Technology & Eng	158417296.34
Rajalaxmi Education Trust@	3168767.33
Mangalore Institute of Technology & Eng-Hostel	1568867.39
Total	163154931.06

SCHEDULE - 2 : BUILDING

Particulars	₹.
Opening Balance	697101029.15
Add: Additions during the Year	
Academic Block	5446077.96
Boys Hostel	467895.00
Girls Hostel	861440.10
Total	703876442.21

SCHEDULE - 3 DEPOSIT & INVESTMENTS

Particulars	₹.
Mescom Deposit	1762580.00
B.S.N.L.	5000.00
Gas Deposit	51250.00
Rent Deposit	309132.00
Canara Bank F.D.	84910396.59
Indian Overseas Bank F.D	10276778.00
Security Deposit-Wending Machine	25000.00
Total	97340136.59

SCHEDULE - 4 CASH AND BANK BALANCES

Particulars	₹.
Indian Overseas Bank CA 177002000000152	9599.66
Canara Bank CA. 1333201006204	1259660.50
Vijaya Bank A/c. 113201010020402	452679.71
Vijaya Bank Moodabidri CA A/C. 447	40355.00
Canara Bank 1333201006458	777874.61
Canara Bank C.A. 1333201006225	8440585.95
Indian Overseas Bank 177002000000236	966287.52
Cash in Hand	5686263.56
Total	17633306.51

SCHEDULE - 5 : ACCOUNTS RECIEVABLES

Particulars	₹.
Mr.Jalandhar Hebbar	1900000.00
TDS Receivable 2013-14	126107.00
TDS Receivable 2018-19	629213.50
TDS Receivable 2019-20	827628.00
TCS 2018-19	18614.00
TCS 2019-20	12500.00
MITE Alumni	870960.00
Ayyub Ansari	16000.00
Dennies L	615000.00
Digital Systems	600000.00
Ferco Seating Systems	1122451.00
Fuego Furniture Pvt Ltd	190930.00
Guru Colours	300000.00
Jennex Granites	400000.00
Maniranjana Delsel Sales	28645.00
Manoj Kumar	100000.00
NagaraJ	25000.00
Newtech Engineers	35400.00
Shallendar	20000.00
Shiva Prasad Kamath	950000.00
S.M Nursery	2066282.00
Techno Ceiling Products	164153.00
Total	11018883.50

SCHEDULE - 6 : ACCOUNTS PAYABLE

Particulars	₹.
Caution Deposit	34660163.00
MITE NAIN Capex Fund (TDS by KTK Biotechnology & I.T Services)	30000.00
MITE NAIN Opex Fund (TDS by KTK Biotechnology & I.T Services)	10000.00
MITE Consultancy Services	17500.00
Total	34717663.00

SCHEDULE - 7 : SUNDRY CREDITORS

Particulars	₹.
Ashok J Suvarna	6000.00
Designtech Systems Ltd	17376.14.00
Hydac Pvt Ltd	903000.00
Indian Traders	26250.00
Kalika Digital Printers	1260.00
Karnataka Timbers & Wood Industries	5657.00
Mijar Electricals & Engineering	6110.00
M/S Ganesh Rice mill	7470.00
Pai Agencies	7254.00
Pancharatna International Moodbidri	1638.00
Raghavendra Xerox Centre	23297.00
Sai Ram Sanitary	2190.00
Santhosh Kumar B	1200.00
Shri Hanuman Auto Garage	13450.00
Srinivas Service Station	5001.00
The Professional Courier	4590.00
Tulsi Products	12540.00
Vijayanand Electricals	1570.00
Yashaswi Auto Works	1600.00
Total	2767691.00

**MANGALORE INSTITUTE OF
A UNIT OF RAJALAXMI
INCOME AND EXPENDITURE ACCOUNT**

Fig for the P.Y	EXPENDITURE	₹	₹
102684328	To Salary & Allowances	101927487.00	
6671655	To Advertisement	5538033.42	
10244169	To Bank Charges & Interest	39458.50	
5611765	To Annual Day Expenses	1166532.00	
2965315	To College Expenses	3063758.46	
1122585	To Vehicle Insurance	1190656.00	
1298000	To Professional charges	1416000.00	
7509940	To Provident Fund	6480956.00	
385900	To Professional Tax	381700.00	
5452620	To T.D.S Paid	5155033.00	
1484212	To Miscellaneous Expenses	908660.68	
2711081	To Vehicle Maintenance	2110308.22	
11718608	To Electricity Charges	12529815.00	
98714	To Postage & Telephone Expenses	104750.94	
15172021	To University Fees	15184316.30	
2272017	To Training & Placement Expenses	643238.00	
2493014	To Travelling Expenses	3692412.55	
1393976	To Internet & Software Charges	1013337.80	
616604	To Panchayath License Fee	616604.00	
348239	To Lab Expenses	465234.10	
2103392	To Printing and Stationary	1988446.06	
655785	To Computer Maintenance	977424.14	
625786	To Staff Quarters Rent	520800.00	
2598312	To Repairs and Maintenance	1626773.52	
2460918	To Gardening Expenses	107873.12	
-	To Legal Charges	56000.00	
165159	To Administrative Charges	134994.00	
156333	To EDLI Scheme	134994.00	
3245109	To Building Maintenance	2216969.40	
2071302	To Periodicals & E-Journals	2372742.00	
2286234	To Consultancy Charges	1027590.80	
75000	To Rent Paid	20000.00	
826010	To NBA Accreditation Fees	531020.00	
295012	To NAAC Accreditation Fees	25159.00	
350024	To AICTE Approval	330023.60	
1347466	To Exam Remuneration	1582204.50	
234953	To Transportation Charges	58815.00	
1194476	To Labour Charges	1671700.20	
192351	To Building Insurance	522630.00	
71276	To Conference & Workshop Expenses	93597.00	
52000	To Donations	89500.00	
266786	To Electrical Maintenance	338958.16	
203528447	C/d	180056506.47	

**TECHNOLOGY & ENGINEERING
EDUCATION TRUST
FOR THE YEAR ENDED 31ST MARCH 2020**

Fig for the P.Y	INCOME	₹	₹
294455235	By Tuition and Other fees Collected	294667498.85	
383400	By Profession Tax	379200.00	
3753809	By Provident Fund	3239863.00	
5452620	By T.D.S Collected	5155033.00	
1482944	By Examiners Remuneration Received	1876860.00	
4466643	By Bank Interest Received	6209997.94	
-	By Interest Received on TDS Refund	97805.66	
-	By Rent Received	25000.00	
-	By Venue Charges	238751.00	
309994650	C/d	311890009.45	

203528447	B/F	180056506.47
7116091 To Fuel & Oil Charges		7645237.50
88398 To Generator Maintenance Expenses		171652.00
562751 To Input IGST		33205.00
1552114 To Input CGST		1659684.02
1552114 To Input SGST		1659684.02
75225 To Project Expenses		
16891195 To Depreciation W/off		17358489.00
78628316 To Excess of Income Over Expenditure		103305551.44
309994650		311890009.45

For MANGALORE INSTITUTE OF TECHNOLOGY & ENGINEERING ®

PLACE : MANGALORE
DATE : 10.09.2020

PRESIDENT

Principal
Mangalore Institute of Technology & Engineering
Baddese Mijar, MOODBIDRI - 574 225

309994650	B/F	311890009.45
-----------	-----	--------------

AS PER OUR REPORT OF EVEN DATE
For P.R.SHETTY ASSOCIATES

PLACE : MANGALORE
DATE : 10.09.2020

C.A. P. RAGHUCHANDRA SHETTY B.COM, F.C.A

Principal
Mangalore Institute of Technology & Engineering
Baddese Mijar, MOODBIDRI - 574 225

TECHNOLOGY & ENGINEERING
EDUCATION TRUST
AT 31ST MARCH, 2020

Fig for the p.Y	ASSETS	₹	₹
15570292	<u>CASH & BANK BALANCES:-</u>		
	Canara Bank C.A. 1333201006225	8440585.95	
	Indian Overseas Bank 177002000000236	956267.52	
	Cash in Hand	3913304.60	13320178.07
56002515	<u>DEPOSITS:-</u>		
	Deposit - Mescom	1762580.00	
	Canara Bank F.D	94910396.59	
	Indian Overseas Bank F.D	10276778.00	
	Rent Deposit	249132.00	
	Security Deposit-Wending Machine	25000.00	97223886.59
839681013	<u>ACCOUNTS RECEIVABLE:-</u>		
	As Per Schedule 3	6633861.00	
	TDS Receivable 2013-14	88867.00	
	TDS Receivable 2018-19	629213.50	
	TDS Receivable 2019-20	927628.00	
	TCS 2018-19	18614.00	
	TCS 2019-20	12500.00	
	Rajalaxmi Education Trust	929976949.05	
	Mite Alumni	870960.00	939058592.55
152020601	<u>FIXED ASSETS:-</u>		
	As per Schedule 1		158417296.34
063274420			1208019953.55

AS PER OUR REPORT OF EVEN DATE
For P.R.SHETTY ASSOCIATES

C.A P. RAGHUCHANDRA SHETTY B.COM, F.C.A

Principal
Mangalore Institute of Technology & Engineering
Badaga Mill, MANGALORE - 574 225

SCHEDULE - 1 : FIXED ASSETS

Sl. No.	Particulars	GROSS BLOCK			NET BLOCK		
		W.D.V As on 01.04.2019	Additions during the year	Total	Depreciation	Rate	W.D.V. on 31.03.2020
1	Aquaguard	30535.28	11590.00	42125.28	4213.00	10%	37912.28
2	Air Conditioner	4109234.03	-	4109234.03	410924.00	10%	3698310.03
3	Bosch Lab Equipment	18828633.62	-	18828633.62	1882864.00	10%	16945769.62
4	Computer & Accessories	18604384.63	2429174.80	21033559.43	2245070.00	10%	18788489.43
5	Electrical Fittings	22398398.04	5060851.00	27459249.04	2629704.00	10%	24829545.04
6	Fire Extinguisher	52868.29	28083.72	80952.01	7293.00	10%	73659.01
7	Furniture and Fittings	34588225.21	6421853.70	41010078.91	4034560.00	10%	36975518.91
8	Generator	4608299.82	-	4608299.82	460830.00	10%	4147469.82
9	Lab Equipments	15605142.47	2485184.40	18090326.87	1690465.00	10%	16399861.87
10	Equipments (Research Activities)	-	340000.00	340000.00	17000.00	10%	323000.00
11	Lift	4126471.00	-	4126471.00	412648.00	10%	3713823.00
12	Library Books	6347412.82	237732.00	6585144.82	651175.00	10%	5933969.82
13	Sports Items	2015900.54	284769.00	2300669.54	217838.00	10%	2082831.54
14	Sign Board	25951.00	290516.00	316467.00	22561.00	10%	293906.00
15	UPS and Batterys	117589.98	155560.00	273149.98	22772.00	10%	250377.98
16	Water Cooler	770212.36	-	770212.36	77022.00	10%	693190.36
17	Canteen Utensils	111588.18	-	111588.18	11159.00	10%	100429.18
18	Bus KA -19B-9169	290138.56	-	290138.56	29014.00	10%	261124.56
19	Bus KA-19B-9669	290138.56	-	290138.56	29014.00	10%	261124.56
20	Bus-KA-19C-2169	452825.30	-	452825.30	45283.00	10%	407542.30
21	Bus-KA-19C-5669	352667.03	-	352667.03	35267.00	10%	317400.03
22	Bus-KA-19C-7669	468971.00	-	468971.00	46898.00	10%	422073.00
23	Bus-KA-19C-9669	468971.00	-	468971.00	46898.00	10%	422073.00
24	Bus-KA-19C-8669	406790.00	-	406790.00	40679.00	10%	366111.00
25	Bus-KA-19C-8869	567569.00	-	567569.00	56757.00	10%	510812.00
26	Bus-KA-19C-8969	567569.00	-	567569.00	56757.00	10%	510812.00
27	Bus-KA-19D-3469	696278.00	-	696278.00	69628.00	10%	626650.00
28	Bus-KA-19D-3169	696278.00	-	696278.00	69628.00	10%	626650.00
29	Bus-KA-19D-7969	865716.00	-	865716.00	86572.00	10%	779144.00
30	Bus-KA-19D-8069	865716.00	-	865716.00	86572.00	10%	779144.00
31	Bus-KA-19AA-1669	1474748.00	-	1474748.00	147475.00	10%	1327273.00
32	Bus-KA-19AA-1969	358722.00	-	358722.00	35873.00	10%	322849.00
33	Bus-KA-19AC-7369	2505823.00	-	2505823.00	250583.00	10%	2255240.00
34	Bus-KA-19AC-9569	-	2079702.00	2079702.00	207971.00	10%	1871731.00
35	Bus EICHER Pro 3009	1652400.00	-	1652400.00	165240.00	10%	1487160.00
36	Car-KA-19 MD-1569	282055.00	-	282055.00	28206.00	10%	253849.00
37	Solar Water Heater	572184.00	-	572184.00	57219.00	10%	514965.00
38	Equipments	2825117.00	3930168.00	6755285.00	666947.00	10%	6088338.00
39	LED Tv	606123.00	-	606123.00	60613.00	10%	545510.00
40	Samsung Washing Machine	94478.00	-	94478.00	9448.00	10%	85030.00
41	Gym Equipments	1646509.00	-	1646509.00	164651.00	10%	1481858.00
42	Refrigerator	85536.00	-	85536.00	8554.00	10%	76982.00
43	Telephones	586431.00	-	586431.00	58644.00	10%	527787.00
TOTAL		152020600.72	23755184.62	175775785.34	17358489.00		158417296.34

SCHEDULE - 2 : SUNDRY CREDITORS	
Ashok J Suvarna	6000.00
Hydac Pvt Ltd	903000.00
Indian Traders	26250.00
Kalika Digital Printers	1260.00
Karnataka Timbers & Wood Industries	5657.00
Mijar Electricals & Engineering	6110.00
M/S Ganesh Rice mill	7470.00
Pai Agencies	7254.00
Pancharatna International Moodbidri	1638.00
Raghavendra Xerox Centre	23297.00
Sai Ram Sanitary	2190.00
Santhosh Kumar B	1200.00
Shri Hanuman Auto Garage	13450.00
Srinivas Service Station	5001.00
The Professional Courier	4590.00
Tulsi Products	12540.00
Vijayanand Electricals	1570.00
Yashaswi Auto Works	1600.00
TOTAL	1030077.00

SCHEDULE - 3 : SUNDRY DEBTORS	
Ayyub Ansari	16000.00
Dennies L	615000.00
Digital Systems	600000.00
Ferco Seating Systems	1122451.00
Fuego Furniture Pvt Ltd	190930.00
Guru Colours	300000.00
Jennex Granites	400000.00
Maniranjana Deisel Sales	28645.00
Manoj Kumar	100000.00
Nagaraj	25000.00
Newtech Engineers	35400.00
Shailendar	20000.00
Shiva Prasad Kamath	950000.00
S.M Nursery	2066282.00
Techno Ceiling Products	164153.00
TOTAL	6633861.00

**RAJALAXMI EDUCATION
1ST FLOOR SOUZA ARCADE,
INCOME AND EXPENDITURE ACCOUNT**

Fig for the P.Y	EXPENDITURE	₹	₹
637800	To Salary	916400.00	
2267806	To Bank Charges & Interest	1501566.00	
15068	To Printing & Stationery	27500.00	
295000	To Professional Charges	295000.00	
8762	To Travelling & Conveyance Expenses	6214.00	
130344	To Electricity Expenses	89798.00	
228475	To Internet & Telephone Charges	33241.66	
2500	To Profession Tax	2500.00	
6000	To Vehicle Maintenance	65550.00	
23985	To Miscellaneous Expenses	13991.00	
26400	To Preliminary Expenses Written Off	23760.23	
1001200	To Labour Charges	400200.00	
38086933	To Depreciation	37080735.85	
108139609	To Excess of Income over Expenditure	80563407.43	

150869883

121019864.17

For RAJALAXMI EDUCATION TRUST ®



PRESIDENT

PLACE : MANGALORE
DATE : 14.09.2019

Principal
Mangalore Institute of Technology & Engineering
Badage Nagar, MOODSIDI - 574 225

**TRUST ®
BALMATT ROAD, MANGALORE
FOR THE YEAR ENDED 31ST MARCH 2019**

Fig for the P.Y	INCOME	₹	₹
15789	By Interest Received	14852.00	
16500	By ATM Rent	16500.00	
70859	By Rent Received		
150766735	By Surplus from College Section: Mangalore Institute of Technology & Engineering	78628315.72	
	Mangalore Institute of Technology & Engineering - Hostel	42360196.45	120988512.17

150869883

121019864.17

AS PER OUR REPORT OF EVEN DATE
For P.R.SHETTY ASSOCIATES

PLACE : MANGALORE
DATE : 14.09.2019

C.A P.RAGHUCHANDRA SHETTY B.COM, F.C.A.




Principal
Mangalore Institute of Technology & Engineering
Badage Nagar, MOODSIDI - 574 225

RAJALAXMI EDUCATION 1ST FLOOR SOUZA ARCADE BALANCE SHEET AS			
Fig for the P.Y	LIABILITIES	₹	₹
755980800	GENERAL FUND: As Per Last B/Sheet Add: Excess of Income Over Expenditure	755980799.76 80563407.43	836544207.19
147796436	LOANS & ADVANCES: SECURED LOANS: As per Schedule - 6		87897802.00
34866663	ACCOUNTS PAYABLE: As Per Schedule - 7		33304009.00
2727260	SUNDRY CREDITORS: As per Schedule - 8		2795236.00
	PROJECT FUND: Amount Received from KTK Biotechnology and I.T Services Less: Transferred to M.TE NAIN Capex fund	1500000.00 1500000.00	
2259827	OUTSTANDING EXPENSES: Professional Charges Profession Tax EPF TDS	1829000.00 30400.00 623872.00 374761.00	2858033.00
43630986			963399287.19

For RAJALAXMI EDUCATION TRUST ©

PLACE : MANGALORE
DATE : 14.09.2019



Principal
Mangalore Institute of Technology & Engineering
Badage Nagar, MOUNDOORI - 574 225

RAJALAXMI EDUCATION TRUST © 1ST FLOOR SOUZA ARCADE BALANCE SHEET AS 31ST MARCH, 2019			
Fig for the P.Y	ASSETS	₹	₹
39339957	FIXED ASSETS: As per Schedule - 1		157284649.44
21171815	LAND:		21171814.66
15392933	BUILDING: As per Schedule - 2 Less: Depreciation	733790557.00 36689527.85	697101029.15
34763029	DEPOSITS: As per Schedule - 3		56118764.65
19602053	CASH & BANK BALANCES: As per Schedule - 4		18900679.36
13123597	ACCOUNT RECEIVABLE: As per Schedule - 5		12608507.84
237602	PRELIMINARY EXPENSES: Opening Balance Less: Written Off during the year	237602.32 23760.23	213842.09
43630986			963399287.19

AS PER OUR REPORT OF EVEN DATE
For P.R.SHETTY & CO. CHARTERED ACCOUNTANTS

PLACE : MANGALORE
DATE : 14.09.2019

C.A P.RAGHUCHANDRA SHETTY & CO., F.C.A.

Principal
Mangalore Institute of Technology & Engineering
Badage Nagar, MOUNDOORI - 574 225

SCHEDULE - 1 : FIXED ASSETS

Particulars	₹.
Mangalore Institute of Technology & Eng	152070600.72
Rajalaxmi Education Trust	3520854.33
Mangalore Institute of Technology & Eng-Hotel	1743194.39
Total	157284649.44

SCHEDULE - 2 : BUILDING

Particulars	₹.
Opening Balance	715392933.00
Add: Additions during the year	18397624.00
Total	733790557.00

SCHEDULE - 3 : DEPOSIT & INVESTMENTS

Particulars	₹.
Mescom Deposit	1638560.00
B.S.N.L.	5000.00
Gas Deposit	51250.00
Rent Deposit	309132.00
Canara Bank F.D.	48977862.65
Indian Overseas Bank F.D	5111960.00
Security Deposit-Wending Machine	25000.00
Total	56118764.65

SCHEDULE - 4 CASH AND BANK BALANCES

Particulars	₹.
Indian Overseas Bank CA No.152	9412.66
Canara Bank CA.No.6204	70456.16
Vijaya Bank A/c. 20402	436464.71
Vijaya Bank Moodabidri CA A/C. No. 447	40355.00
Canara Bank 6458	1420460.00
Canara Bank C.A. 2016225	8437375.23
Indian Overseas Bank 0236	541156.04
Cash in Hand	7944999.56
Total	18900679.36

SCHEDULE - 5 : ACCOUNTS RECEIVABLES

Particulars	₹.
Mr. Jalandhar Hebbar	1900000.00
TDS Receivable 2013-14	126107.00
TDS Receivable 2016-17	451655.50
TDS Receivable 2017-18	613618.84
TDS Receivable 2018-19	629213.50
TCS 2017-18	20400.00
TCS 2018-19	18614.00
Aesthetic Technologies India Pvt Ltd	820630.00
Dennies L	50000.00
Digital Instruments India	4513.00
Digital Systems	427208.00
Fuego Furniture Pvt Ltd	2538476.00
Glass Zone	67676.00
Guru Colours	300000.00
Jennex Granites	400000.00
Leksa Lighting Technologies Pvt Ltd	155098.00
Manoj Kumar	100000.00
Mr. Gopal Jangir	100000.00
Nagaraj	15000.00
Prism INC	574863.00
R.K. Enterprises	50000.00
Shailendar	65000.00
Shantha Electricals & Engineers Pvt Ltd	500000.00
Shiva Prasad Kamath	950000.00
S.M Nursery	1566282.00
Techno Ceiling Products	164153.00
Total	12608507.84

SCHEDULE - 6 SECURED LOAN

Particulars	₹.
Canara Bank Term Loan A/c. No.4465	60250665.00
Indian Overseas Bank Term Loan A/c No. 0001	27647136.00
Total	87897802.00

SCHEDULE - 7 : ACCOUNTS PAYABLE

Particulars	₹.
Caution Deposit	32256663.00
Rent Deposit	1000000.00
MITE Alumni	17346.00
MITE NAIN Capex Fund (TDS by KTK Biotechnology & LT Services)	30000.00
Total	33304009.00

SCHEDULE - 8 : SUNDRY CREDITORS

Particulars	₹.
Adishakthi Fuels	10353.00
Ashok J Suvarna	3900.00
Deccan Enterprises	28762.00
Designtech Systems Limited	1737614.00
Dr. Venkataramana Bhat	2122.00
Frontline Digitals	2934.00
Hillpoint Building Solutions Pvt Ltd,	25960.00
Ind Lab Engineers	51920.00
Kanara Wood & Plywood Industries Ltd	103680.00
Kushal Decore	12705.00
Lawrence & Mayo Pvt. Ltd	16550.00
Leena Concrete Blocks	8800.00
Lobo Engineering	74354.00
Maruthi Engineering Works	127500.00
Mijar Electricals & Engineering	2860.00
Mite Stores	3975.00
M/S Ganesh Rice mill	6198.00
M/S Vijayaraj & Co.	190278.00
Pai Agencies	3216.00
Prathiba Enterprises	14249.00
Raghavendra Xerox Centre	28590.00
Rangoli Flowers	29120.00
School Book Co.	7916.00
Seema & Co.	10889.00
Shawn Commercials	9000.00
Sri Maruthi Hardware	13873.00
Sri Shanthari Paints	52145.00
Sunil Kumar S	2423.00
Trident Interiors	117465.00
Tulsi Products	12540.00
Usha Fire & safety Equipments	12036.00
Vantage Infotech	21299.00
V Decore	44353.00
Vijayanand Electricals	5657.00
Total	2795236.00

**MANGALORE INSTITUTE OF
A UNIT OF RAJALAXMI
INCOME AND EXPENDITURE ACCOUNT**

Fig for the P.Y	EXPENDITURE	₹	₹
100179795	To Salary & Allowances	102684328.00	
6910065	To Advertisement	6671654.68	
17368831	To Bank Charges & Interest	10244169.10	
6946222	To Annual Day Expenses	5611765.04	
3326208	To College Expenses	2965315.38	
1253514	To Vehicle Insurance	1122585.00	
1062000	To Professional charges	1298000.00	
8646547	To Provident Fund	7509940.00	
390700	To Professional Tax	385900.00	
5636371	To T.D.S Paid	5452620.00	
2804367	To Miscellaneous Expenses	1484212.10	
8440612	To Vehicle Maintenance	2711080.81	
11655076	To Electricity Charges	11718607.80	
162484	To Postage & Telephone Expenses	98713.86	
17205735	To University Fees	15172021.00	
1671675	To Training Expenses	2272016.82	
3531279	To Travelling Expenses	2493014.38	
423940	To Internet & Software Charges	1393976.00	
617305	To Panchavathi License Fee	616604.00	
920316	To Lab Expenses	348239.30	
1399368	To Printing and Stationary	2103392.42	
1100404	To Computer Maintenance	655785.46	
608700	To Staff Quarters Rent	625786.00	
5425101	To Repairs and Maintenance	2598312.09	
1190309	To Gardening Expenses	2460917.54	
490500	To Legal Charges	-	
289375	To Administrative Charges	165159.00	
-	To EDLI Scheme	156333.00	
355192	To Building Maintenance	3245109.49	
1930269	To Periodicals & E-Journals	2071301.70	
746654	To Customs Duty	-	
282120	To Service Tax	-	
780376	To Consultancy Charges	2286234.00	
550000	To Rent Paid	75000.00	
724509	To NBA Registration Fees	743410.00	
796500	To NAAC Accreditation Fees	295011.80	
250000	To AICTE Approval	350023.60	
1199810	To Exam Remuneration	1347465.50	
168978	To Transportation Charges	234953.29	
768200	To GST Paid	-	
1118517	To Labour Charges	1194476.00	
-	To Building Insurance	192351.00	
-	To Conference & Workshop Expenses	71276.00	

218927924

C/d

203127061.16

**TECHNOLOGY & ENGINEERING
EDUCATION TRUST
FOR THE YEAR ENDED 31ST MARCH 2019**

Fig for the P.Y	INCOME	₹	₹
319190066	By Tuition and Other fees Collected	294455234.80	
388200	By Professional Tax	383400.00	
4318754	By Provident Fund	3253809.00	
5636371	By T.D.S Collected	5452620.00	
4317223	By Bank Interest Received	4466642.65	
710077	By Examiners Remuneration Received	1482944.00	

334560690

C/d

309994650.45

218927924	B/F	203127061.16
-	To Donations	52000.00
-	To Electrical Maintenance	266786.30
-	To Fuel & Oil Charges	7116091.00
-	To Generator Maintenance Expenses	88398.00
-	To Input IGST	562751.25
-	To Input CGST	1552113.51
-	To Input SGST	1552113.51
-	To NBA Accreditation	82600.00
-	To Project Expenses	75225.00
14910765	To Depreciation W/off	16891195.00
100722001	To Excess of Income Over Expenditure	78628315.72
334560690		309994650.45

For MANGALORE INSTITUTE OF TECHNOLOGY & ENGINEERING ®

PLACE : MANGALORE
DATE : 14.09.2019



Principal
Mangalore Institute of Technology & Engineering
Redapa Mijar, MCOBIDRI - 574 225

334560690	B/F	309994650.45
334560690		309994650.45

AS PER OUR REPORT OF EVEN DATE
For P.R.SHETTY ASSOCIATES

PLACE : MANGALORE
DATE : 14.09.2019

C.A. P. RAGHUCHANDRA SHETTY, FCM, F.C.A.



Principal
Mangalore Institute of Technology & Engineering
Redapa Mijar, MCOBIDRI - 574 225

**MANGALORE INSTITUTE OF
A UNIT OF RAJALAXMI
BALANCE SHEET AS**

Fig for the P.Y	LIABILITIES	₹	₹
673453436	GENERAL FUND:-		
	As Per Last Balance Sheet	673453437.84	
	Add: Excess of Income Over Expenditure	78828318.72	752081751.56
268888308	CURRENT LIABILITIES:-		
	ACCOUNTS PAYABLE:-		
	MITE Hostel	306760665.29	
	MITE Alumni	17348.00	
	MITE NAIN Canteen Fund	30000.00	
	(TDS by KTA Biotechnology & LT Services)		
	Rent deposit	1000000.00	307808011.29
989646	SUNDY CREDITORS :-		
	As Per Schedule 2		1097622.00
1817327	OUTSTANDING EXPENSES:-		
	Professional Charges	1298000.00	
	Profession Tax	30400.00	
	EPF	633872.00	
	TDS	374761.00	2327033.00

945128716

1063274419.55

For MANGALORE INSTITUTE OF TECHNOLOGY & ENGINEERING @

PLACE : MANGALORE
DATE : 14.09.2019

PRESIDENT



Principal
Mangalore Institute of Technology & Engineering
Bodaga Mutt, MANGALORE - 574 225

**TECHNOLOGY & ENGINEERING
EDUCATION TRUST
AT 11ST MARCH 2019**

Fig for the P.Y	ASSETS	₹	₹
07705430	CASH & BANK BALANCES:-		
	Canara Bank C.A. 2108225	8407070.25	
	Indian Overseas Bank D.D.	540058.04	
	Cash in Hand	6691761.61	15509409.90
34648775	DEPOSITS:-		
	Canara - Fixed Deposit	1618050.00	
	Canara Bank F.D.	48677862.66	
	Indian Overseas Bank F.D.	5017961.00	
	Rent Deposit	1000000.00	
	Security Deposit-Mending Machine	25000.00	56012504.66
753569574	ACCOUNTS RECEIVABLE:-		
	As Per Schedule 3	2848896.00	
	TDS Receivable 2015-16	88867.00	
	TDS Receivable 2016-17	450555.50	
	TDS Receivable 2017-18	603608.84	
	TDS Receivable 2018-19	508213.50	
	TDS 2017-18	20400.00	
	TDS 2018-19	28514.00	
	Raja Lakshmi Education Trust	82909744.77	90960100.60
13419673	FIXED ASSETS:-		
	As per Schedule 4		1000000.00

945128716

1063274419.55

AS PER OUR REPORT OF EVEN DATE
For P.R. SHETTY & ASSOCIATES

PLACE : MANGALORE
DATE : 14.09.2019

C.A. P. RAGHUCHANDRA SHETTY & CO., P.C.A.



Principal
Mangalore Institute of Technology & Engineering
Bodaga Mutt, MANGALORE - 574 225

SCHEDULE - 1 : FIXED ASSETS

Sl. No	Particulars	GROSS BLOCK			NET BLOCK		
		W.D.V As on 01.04.2018	Additions during the year	Total	Depreciation	Rate	W.D.V. on 01.04.2019
1	Aquaguard	33928.28	-	33928.28	3393.00	10%	30535.28
2	Air Conditioner	1545304.03	3020512.00	4565816.03	456582.00	10%	4109234.03
3	Bosch Lab Equipment	20920704.62	-	20920704.62	2092071.00	10%	18828633.62
4	Bus KA -19B-9169	322376.56	-	322376.56	32238.00	10%	290138.56
5	Bus KA-19B-9669	322376.56	-	322376.56	32238.00	10%	290138.56
6	Computer & Accessories	15436545.63	5234993.00	20671538.63	2067154.00	10%	18604384.63
7	Electrical Fittings	18370153.04	6516956.00	24887109.04	2488711.00	10%	22398398.04
8	Fire Extinguisher	6587.29	52156.00	58743.29	5875.00	10%	52868.29
9	Furniture and Fittings	32161186.71	6270176.00	38431362.21	3843137.00	10%	34588225.21
10	Generator	5120333.82	-	5120333.82	512034.00	10%	4608299.82
11	Lab Equipments	14334617.47	3004430.00	17339047.47	1733905.00	10%	15605142.47
12	Lift	684968.00	3900000.00	4584968.00	458497.00	10%	4126471.00
13	Library Books	6769718.82	282963.00	7052681.82	705269.00	10%	6347412.82
14	Sports Items	2143160.54	96729.00	2239889.54	223989.00	10%	2015900.54
15	Sign Board	28835.00	-	28835.00	2884.00	10%	25951.00
16	UPS and Batterys	120705.98	9950.00	130655.98	13066.00	10%	117589.98
17	Water Cooler	317792.36	538000.00	855792.36	85580.00	10%	770212.36
18	Canteen Utensils	123987.18	-	123987.18	12399.00	10%	111588.18
19	Bus-KA-19C-2169	503140.30	-	503140.30	50315.00	10%	452825.30
20	Bus-KA-19C-5669	391853.03	-	391853.03	39186.00	10%	352667.03
21	Bus-KA-19C-7669	521079.00	-	521079.00	52108.00	10%	468971.00
22	Bus-KA-19C-9669	521079.00	-	521079.00	52108.00	10%	468971.00
23	Bus-KA-19C-8669	451989.00	-	451989.00	45199.00	10%	406790.00
24	Bus-KA-19C-8869	630633.00	-	630633.00	63064.00	10%	567569.00
25	Bus-KA-19C-8969	630633.00	-	630633.00	63064.00	10%	567569.00
26	Bus-KA-19D-3469	773643.00	-	773643.00	77365.00	10%	696278.00
27	Bus-KA-19D-3169	773643.00	-	773643.00	77365.00	10%	696278.00
28	Bus-KA-19D-7969	961907.00	-	961907.00	96191.00	10%	865716.00
29	Bus-KA-19D-8069	961907.00	-	961907.00	96191.00	10%	865716.00
30	Bus-KA-19AA-1669	1638609.00	-	1638609.00	163861.00	10%	1474748.00
31	Bus-KA-19AA-1969	398580.00	-	398580.00	39858.00	10%	358722.00
32	Bus-KA-19AC-7369	-	2784248.00	2784248.00	278425.00	10%	2505823.00
33	Car-KA-19 MD-1569	313395.00	-	313395.00	31340.00	10%	282055.00
34	Solar Water Heater	635760.00	-	635760.00	63576.00	10%	572184.00
35	Equipments	919689.00	2219330.00	3139019.00	313902.00	10%	2825117.00
36	LED Tv	635481.00	37990.00	673471.00	67348.00	10%	606123.00
37	Samsung Washing Machine	104976.00	-	104976.00	10498.00	10%	94478.00
38	Bus EICHER Pro 3009	1836000.00	-	1836000.00	183600.00	10%	1652400.00
39	Gym Equipments	1829455.00	-	1829455.00	182946.00	10%	1646509.00
40	Refrigerator	-	95040.00	95040.00	9504.00	10%	85536.00
41	Telephones	-	651590.00	651590.00	65159.00	10%	586431.00
TOTAL		134196732.72	34715063.00	168911795.72	16891195.00		152020600.72

SCHEDULE - 2 : SUNDRY CREDITORS	
Adishakthi Fuels	10353.00
Ashok J Suvarna	3900.00
Deccan Enterprises	28762.00
Dr. Venkataramana Bhat	2122.00
Frontline Digitals	2934.00
Hillpoint Building Solutions Pvt Ltd.	25960.00
Ind Lab Engineers	51920.00
Kanara Wood & Plywood Industries Ltd	103680.00
Kushal Decore	12705.00
Lawrence & Mayo Pvt. Ltd	16550.00
Leena Concrete Blocks	8800.00
Lobo Engineering	74354.00
Maruthi Engineering Works	127500.00
Mijar Electricals & Engineering	2860.00
Mite Stores	3975.00
M/S Ganesh Rice mill	6198.00
M/S Vijayaraj & Co.	190278.00
Pai Agencies	3216.00
Prathiba Enterprises	14249.00
Raghavendra Xerox Centre	28590.00
Rangoli Flowers	29120.00
School Book Co.	7916.00
Seema & Co.	10889.00
Shawn Commercials	9000.00
Sri Maruthi Hardware	13873.00
Sri Shantheri Paints	52145.00
Sunil Kumar S	2423.00
Trident Interiors	117465.00
Tulsi Products	12540.00
Usha Fire & safety Equipments	12036.00
Vantage Infotech	21299.00
V Decore	44353.00
Vijayanand Electricals	5657.00
TOTAL	1057622.00

P P P P P P P P

**RAJALAXMI EDUCATION
1ST FLOOR SOUZA ARCADE,
INCOME AND EXPENDITURE ACCOUNT**

Fig for the P.Y	EXPENDITURE	₹	₹
398489	To Salary	637800.00	
15532	To Printing & Stationery	15068.00	
11826	To Postage & Telephone Charges	1350.00	
236000	To Professional Charges	295000.00	
17910	To Repaires & Maintenance		
3715	To Travelling & Conveyance Expenses	8762.00	
202206	To Electricity Expenses	130344.00	
229000	To Internet Charges	227125.00	
2500	To Profession Tax	2500.00	
56650	To Vehicle Maintenance	6000.00	
204255	To Miscellaneous Expenses	23985.00	
29334	To Preliminary Expenses Written Off	26400.26	
1749744	To bank Charges\ Interest	2267806.00	
845798	To Labour Charges	1001200.00	
38441740	To Depreciation	38086933.22	
84895432	To Excess of Income over Expenditure	108139609.21	
127340131		150869882.69	

For RAJALAXMI EDUCATION TRUST ©

PLACE : MANGALORE
DATE : 02.07.2018

PRESIDENT

Principal
Mangalore Institute of Technology & Engineering
Badage Mijar, MOODSIDI - 574 225

**TRUST @
BALMATTIA ROAD, MANGALORE
FOR THE YEAR ENDED 31ST MARCH 2018**

Fig for the P.Y	INCOME	₹	₹
2426429	By Interest Received	15789.00	
16500	By ATM Rent	16500.00	
42352	By Rent Received	70856.80	
124854850	By Surplus from College Section:		
	Mangalore Institute of Technology & Engineering	100722001.04	
	Mangalore Institute of Technology & Engineering - Hostel	50044733.85	150766734.89

127340131

150869882.69

AS PER OUR REPORT OF EVEN DATE
For P.R.SHETTY ASSOCIATES

PLACE : MANGALORE
DATE : 02.07.2018

C.A P.RAGHUCHANDRA SHETTY B.COM F.C.A

Principal
Mangalore Institute of Technology & Engineering
Badage Mijar, MOODSIDI - 574 225

**RAJALAXMI EDUCATION
1ST FLOOR SOUZA ARCADE
BALANCE SHEET AS**

Fig for the P.Y	LIABILITIES		
647841191	GENERAL FUND:		
	As Per Last B/Sheet	647841190.55	
	Add: Excess of Income Over Expenditure	108139609.21	755980799.76
225964804	LOANS & ADVANCES:		
	SECURED LOANS:		
	As per Schedule - 5		147796436.00
162578	UNSECURED LOANS		
34002833	ACCOUNTS PAYABLE:		
	As Per Schedule - 8		34866663.00
1851393	SUNDRY CREDITORS:		
	As per Schedule - 6		2727260.25
1990445	OUT STANDING EXPENSES:		
	Professional Charges	1504500.00	
	Profession Tax	32800.00	
	EPF	722220.00	
	TDS	307.40	2259827.40

911813244

943630986.41

For RAJALAXMI EDUCATION TRUST @

PLACE : MANGALORE
DATE : 02.07.2018

PRESIDENT

[Signature]
Principal
Mangalore Institute of Technology & Engineering
Baddanahalli, BANGALORE - 574 225

**TRUST @
BALMATT ROAD, MANGALORE
AT 31ST MARCH, 2018**

Fig for the P.Y	ASSETS		
5107697	CASH & BANK BALANCES:		
	As per Schedule - 1		19602052.66
21171815	LAND:		
			21171814.66
721216626	BUILDING:		
	As per Schedule - 2	753945192.63	
	Less: Depreciation	37652259.63	715392933.00
9008772	DEPOSITS:-		
	As per Schedule - 3		34763029.00
144731573	FIXED ASSETS:		
	As per Schedule - 4		139339957.43
264003	PRELIMINARY EXPENSES:-		
	Opening Balance	264002.58	
	Less: Written Off during the year	26400.26	237602.32
9512759	ACCOUNT RECEIVABLE		
	As per Schedule - 7		13123597.34

911813244

943630986.41

AS PER OUR REPORT OF EVEN DATE
For P.R.SHETTY ASSOCIATES

PLACE : MANGALORE
DATE : 02.07.2018

C.A P.RAGHUCHANDRA SHETTY

[Signature]
Principal
Mangalore Institute of Technology & Engineering
Baddanahalli, MOODIBIDRI - 574 225



SCHEDULE-1 CASH AND BANK BALANCES

Particulars	₹.
Indian Overseas Bank CA No.152	9648.66
Canara Bank CA.No.6204	53956.16
Vijaya Bank A/c. 20402	416612.71
Vijaya Bank Moodabidri CA A/C. No. 447	40355.00
Canara Bank 6458	1145493.10
Canara Bank C.A. 2016225	3745375.73
Indian Overseas Bank 0236	8140111.34
Cash in Hand	6050499.96
Total	19602052.66

SCHEDULE - 2 : BUILDING

Particulars	₹.
Opening Balance:-	721216625.63
Additions During the Year:-	
Academic Block	31154211.00
Girls Hostel	256162.00
Boys Hostel	418194.00
Total	753045192.63

SCHEDULE-3 DEPOSIT & INVESTMENTS

Particulars	₹.
Mescom Deposit	1433390.00
B.S.N.L.	5000.00
Gas Deposit	51250.00
Rent Deposit	309132.00
Canara Bank F.D.	32939257.00
Security Deposit-Wending Machine	25000.00
Total	34763029.00

SCHEDULE-4 FIXED ASSETS

Particulars	₹.
Mangalore Institute of Technology & Eng	134196732.72
Rajalaxmi Education Trust@	3912062.33
Mangalore Institute of Technology & Eng-Hostel	1231162.38
Total	139339957.43

SCHEDULE-5 SECURED LOAN

Particulars	₹.
Canara Bank Term loan 4424	5429282.00
Canara Bank Term Loan A/c. No.4465	81644033.00
Indian Overseas Bank Term Loan A/c No. 0001	44919852.00
Indian Overseas Bank Term Loan A/c No.0006	15803269.00
Total	147796436.00

SCHEDULE - 6 : SUNDRY CREDITORS

Particulars	₹.
Aakrithi Aashaya Publications	1160.00
Accura Tequipment	7013.00
Adsyndicate Services Pvt Ltd	115500.00
Anupam Acvertiser & Printers	19036.00
Ashok J Suvarna	1200.00
Asian Sports Centre	21869.00
Designtech Systems Ltd	1737614.00
General Refrigeration Engineering Works	118328.00
Kalika Digital Printers	900.00
Kanara Hardwares	30124.00
Kanara Wood & Plywood Industries Ltd	20846.00
Karnataka Timbers & Wood Industries	23025.00
Lobo Engineering	77250.00
Mangala Hygiene Products	1600.00
Manjunatha Service Station	25492.00
Micro Lab Instruments	2632.00
M/s Srinivas Service Station	5423.00
M trackers	3250.00
Muttor Enterprises	90739.00
Nayak & Co.	2805.25
Nith Communications Pvt Ltd	19692.00
Paduthirupathi	11097.00
Phalguni Cashew Centre	7820.00
Professional Courier Moodbidri	2120.00
Sai Designs Building Materials Pvt.Ltd	24730.00
Seema & Co.	2249.00
Shenai Diesel Service	6024.00
Shri Shanthari Paints	9510.00
S.M. Shetty	13630.00
Sri Hanuman Auto Garage	6910.00
Sri Ram Agencies	129451.00
SV Medias	167400.00
Vantage Infotech	10030.00
Vijayanand Electricals	10791.00
Total	2727260.25

SCHEDULE - 7 : ACCOUNTS RECIEVABLES

Particulars	₹.
Shantha Electricals and Engineers Pvt Ltd.	3900000.00
Mr.Jalandhar Hebbar	1900000.00
TDS Receivable 2013-14	126107.00
TDS Receivable 2016-17	451655.50
TDS Receivable 2017-18	613618.84
TCS	20400.00
Dennies L	50000.00
Digital Systems	275000.00
Fuego Furniture Pvt Ltd	1038476.00
Mahalaxmi Associates	500000.00
Manoj Kumar	100000.00
Maroor's Alluminium & Interiors	257415.00
Mohan Poojary	75000.00
Powertech Engineers	12250.00
Sachindler India Pvt Ltd	975000.00
Shiva Prasad Kamath	950000.00
S.M Nursery	650000.00
Techno Sales Corp Pvt Ltd	735612.00
Trisha	93805.00
Tulsi Products	399258.00
Total	13123597.34

SCHEDULE - 8 : ACCOUNTS PAYABLE

Particulars	₹
Caution Deposit	33866663.00
Rent Deposit	1000000.00
Total	34866663.00

**MANGALORE INSTITUTE OF
A UNIT OF RAJALAXMI
INCOME AND EXPENDITURE ACCOUNT**

Fig for the P.Y	EXPENDITURE	₹	₹
92275149	To Salary & Allowances	100179795.00	
6202479	To Advertisement	6910065.00	
13816987	To Bank Charges & Interest	17368830.70	
6553602	To Annual Day Expenses	6546222.00	
4378564	To College Expenses	3326208.00	
987106	To Vehicle Insurance	1253514.00	
885000	To Professional charges	1062000.00	
8132357	To Provident Fund	8646547.00	
374700	To Professional Tax	390700.00	
5931100	To T.D.S Paid	5636371.00	
1747842	To Miscellaneous Expenses	2627543.00	
8491287	To Vehicle Maintenance	8440612.00	
9663378	To Electricity Charges	11659076.00	
135950	To Postage & Telephone	162484.00	
11096897	To University Fees	17205735.00	
1875123	To Training Expenses	1671675.00	
3937905	To Traveling Expenses	3531279.00	
680250	To Internet Charges	423940.00	
617302	To Panchayath License Fee	617305.00	
7414	To Lab Expenses	920316.00	
763268	To Printing and Stationary	1399368.00	
977246	To Computer Maintenance	1100404.00	
804000	To Staff Quarters Rent	608700.00	
4669773	To Repairs and Maintenance	5425101.00	
704798	To Gardening Exp	1190309.00	
5000	To Legal Charges	490500.00	
338203	To Administrative Charges	289375.00	
62646	To Building Maintenance	355192.00	
25868	To Periodicals & E-Journals	1930269.00	
317955	To Customs Duty	746654.00	
126274	To Service Tax	282120.00	
992787	To Consultancy Charges	780376.00	
770000	To Rent Paid	550000.00	
115009	To NBA Registration Fees	724509.20	
-	To NAAC Accreditation Fees	796500.00	
-	To AICTE Approval	250000.00	
-	To Exam Remuneration	1199810.00	
-	To Transportation Charges	168978.00	
-	To GST Paid	768200.00	
-	To Hauling Allowances	176620.00	
-	To Labour Charges	1118517.00	
-	To TDS default	204.40	
15450755	To Depreciation W/off	14910765.00	
83646985	To Excess of Income Over Expenditure	100722001.04	
292560960		334560690.34	

For MANGALORE INSTITUTE OF TECHNOLOGY & ENGINEERING @

PLACE : MANGALORE
DATE : 02.07.2018

PRESIDENT

(Signature)
Principal
Mangalore Institute of Technology & Engineering
Badaga Mijar, MOODBIDRI - 574 225

**TECHNOLOGY & ENGINEERING
EDUCATION TRUST
FOR THE YEAR ENDED 31ST MARCH 2018**

Fig for the P.Y	INCOME	₹	₹
280498200	By Fees Received:	286632805.50	
	Tuition Fees	9245630.50	
	Exam Fees	10605328.00	
	Bus Pass Collection	572800.00	
	Convocation Fees	185920.00	
	Eligibility Fees	1763322.00	
	Revaluation Fees	1108000.00	
	Graduation Fees	6505165.00	
	VTU Fees	306575.00	
	RFID Fees	610200.00	
	QPDS Fees	304000.00	
	Venue charges	246750.00	
	ISTE	318086696.00	
372200	By Profession Tax	388200.00	
4061182	By Provident Fund	4318754.00	
5931100	By T.D.S Collected	5636371.00	
688979	By Bank Interest Received	4291256.00	
1009301	By Miscellaneous Receipt	514347.00	
-	By Electricity Bill Received	589022.84	
-	By Examiners Remuneration Received	710076.50	
-	By Interest Received on TDS	25967.00	

292560960

334560690.34

AS PER OUR REPORT OF EVEN DATE
For P.R.SHETTY ASSOCIATES

PLACE : MANGALORE
DATE : 02.07.2018

C.A. P. RAGHUCHANDRA SHETTY, B.COM, F.C.A.

(Signature)
Principal
Mangalore Institute of Technology & Engineering
Badaga Mijar, MOODBIDRI - 574 225



**MANGALORE INSTITUTE OF
A UNIT OF RAJALAXMI
BALANCE SHEET AS**

LIABILITIES			
572731437	GENERAL FUND:-		
	As Per Last Balance Sheet	572731436.80	
	Add: Excess of Income Over Expenditure	100722001.04	673453437.84
217587589	CURRENT LIABILITIES:-		
	ACCOUNTS PAYABLE:-		
	MITE Hostel	267868304.75	
	Rent deposit	1000000.00	268868304.75
113779	SUNDRY CREDITORS :-		
	As Per Schedule 2		989646.25
1636445	OUT STANDING EXPENSES:-		
	Professional Charges	1062000.00	
	Profession Tax	32800.00	
	EPF	722220.00	
	TDS	307.40	1817327.40

792069250

945128716.24

For MANGALORE INSTITUTE OF TECHNOLOGY & ENGINEERING ®

PLACE : MANGALORE
DATE : 02.07.2018

PRESIDENT

**TECHNOLOGY & ENGINEERING
EDUCATION TRUST
AT 31ST MARCH, 2018**

ASSETS			
2919895	CASH & BANK BALANCES:-		
	Canara Bank C.A. 2016225	3745375.73	
	Indian Overseas Bank 0236	8140111.34	
	Cash in Hand	5830143.00	17715630.07
9662522	DEPOSITS:-		
	Deposit - Mescom	1433390.00	
	Canara Bank F.D	32939257.00	
	Rent Deposit	249132.00	
	Security Deposit-Wending Machine	25000.00	34646779.00
640430190	ACCOUNTS RECIEVABLE:-		
	As Per Schedule 3	6111816.00	
	TDS Receivable 2013-14	88867.00	
	TDS Receivable 2016-17	451655.50	
	TDS Receivable 2017-18	613618.84	
	TCS	20400.00	
	Raja Laxmi Education Trust	751283217.11	758569574.45
139056643	FIXED ASSETS:-		
	As per Schedule 1		134196732.72

792069250

945128716.24

AS PER OUR REPORT OF EVEN DATE
For P.R.SHETTY ASSOCIATES

PLACE : MANGALORE
DATE : 02.07.2018

C.A P. RAGHUCHANDRA SHETTY
MANGALURU-2

(Signature)

Principal

Mangalore Institute of Technology & Engineering
Badaga Milan, MCOSEIDRI - 574 225

SCHEDULE - 1 : FIXED ASSETS

Sl. No.	Particulars	GROSS BLOCK			NET BLOCK		
		W.D.V As on 01.04.2017	Additional During The year	Total	Depreciation upto 31.03.18	Rate	W.D.V. on 01-04-2018
1	Aquaguard	37698.28	-	37698.28	3770.00	10%	33928.28
2	Air Conditioner	1014308.03	702697.00	1717005.03	171701.00	10%	1545304.03
3	Bosch Lab Equipment	23245227.62	-	23245227.62	2324523.00	10%	20920704.62
4	Bus KA -19B-9169	358196.56	-	358196.56	35820.00	10%	322376.56
5	Bus KA-19B-9669	358196.56	-	358196.56	35820.00	10%	322376.56
6	Computer & Accessories	16671197.63	480520.00	17151717.63	1715172.00	10%	15436545.63
7	Electrical Fittings	18556559.04	1854723.00	20411282.04	2041129.00	10%	18370153.04
8	Fire Extinguish	7320.29	-	7320.29	733.00	10%	6587.29
9	Furniture and Fittings	34831628.21	903024.00	35734652.21	3573466.00	10%	32161186.21
10	Generator	5689259.82	-	5689259.82	568926.00	10%	5120333.82
11	Lab Equipment	15927353.47	-	15927353.47	1592736.00	10%	14334617.47
12	Lift	761076.00	-	761076.00	76108.00	10%	684968.00
13	Library Books	6850740.82	671170.00	7521910.82	752192.00	10%	6769718.82
14	Sports Items	2228044.54	153245.00	2381289.54	238129.00	10%	2143160.54
15	Sign Board	32039.00	-	32039.00	3204.00	10%	28835.00
16	UPS and Batterys	134117.98	-	134117.98	13412.00	10%	120705.98
17	Water Cooler	262705.36	90398.00	353103.36	35311.00	10%	317792.36
18	Canteen Utensils	137764.18	-	137764.18	13777.00	10%	123987.18
19	Bus-KA-19C-2169	559045.30	-	559045.30	55905.00	10%	503140.30
20	Bus-KA-19C-5669	435393.03	-	435393.03	43540.00	10%	391853.03
21	Bus-KA-19C-7669	578977.00	-	578977.00	57898.00	10%	521079.00
22	Bus-KA-19C-9669	578977.00	-	578977.00	57898.00	10%	521079.00
23	Bus-KA-19C-8669	502210.00	-	502210.00	50221.00	10%	451989.00
24	Bus-KA-19C-8869	700704.00	-	700704.00	70071.00	10%	630633.00
25	Bus-KA-19C-8969	700704.00	-	700704.00	70071.00	10%	630633.00
26	Bus-KA-19D-3469	859604.00	-	859604.00	85961.00	10%	773643.00
27	Bus-KA-19D-3169	859604.00	-	859604.00	85961.00	10%	773643.00
28	Bus-KA-19D-7969	1068786.00	-	1068786.00	106879.00	10%	961907.00
29	Bus-KA-19D-8069	1068786.00	-	1068786.00	106879.00	10%	961907.00
30	Bus-KA-19AA-1669	1820677.00	-	1820677.00	182068.00	10%	1638609.00
31	Bus-KA-19AA-1969	442867.00	-	442867.00	44287.00	10%	398580.00
32	Car-KA-19 MD-1569	348217.00	-	348217.00	34822.00	10%	313395.00
33	Solar Water Heater	706401.00	-	706401.00	70641.00	10%	635760.00
34	Equipments	160527.00	861350.00	1021877.00	102188.00	10%	919689.00
35	LED Tv	445090.00	261000.00	706090.00	70609.00	10%	635481.00
36	Samsung Washing Machine	116640.00	-	116640.00	11664.00	10%	104976.00
37	Bus EICHER Pro 3009	-	2040000.00	2040000.00	204000.00	10%	1836000.00
38	Gym Equipments	-	2032728.00	2032728.00	203273.00	10%	1829455.00
TOTAL		135 6642.72	10050855.00	14910747.72	14910765.00		134196732.72

SCHEDULE : 2 SUNDRY CREDITORS

Aakrithi Aashaya Publications	1160.00
Accura Tequipment	7013.00
Adsyndicate Services Pvt Ltd	115500.00
Anupam Advertiser & Printers	19036.00
Ashok J Suvarna	1200.00
Asian Sports Centre	21869.00
General Refrigeration Engineering Works	118328.00
Kalika Digital Printers	900.00
Kanara Hardwares	30124.00
Kanara Wood & Plywood Industries Ltd	20846.00
Karnataka Timbers & Wood Industries	23025.00
Lobo Engineering	77250.00
Mangala Hygiene Products	1600.00
Manjunatha Service Station	25492.00
Micro Lab Instruments	2632.00
M/s Srinivas Service Station	5423.00
M Trackers	3250.00
Muttor Enterprises	90739.00
Nayak & Co.	2805.25
Nith Communications Pvt Ltd	19692.00
Paduthirupathi	11097.00
Phalguni Cashew Centre	7820.00
Professional Courier Moodbidri	2120.00
Sai Design Building Materials Pvt Ltd	24730.00
Seema & Co.	2249.00
Shenai Diesel Service	6024.00
Shri Shantheri Paints	9510.00
S.M. Shetty	13630.00
Sri Hanuman Auto Garage	6910.00
Sri Ram Agencies	129451.00
SV Medias	167400.00
Vantage Infotech	10030.00
Vijayanand Electricals	10791.00
TOTAL	989646.25

SCHEDULE : 3 SUNDRY DEBTORS

Dennies L	50000.00
Digital Systems	275000.00
Fuego Furniture Pvt Ltd	1038476.00
Mahalaxmi Associates	500000.00
Manoj Kumar	100000.00
Maroor's Alluminium & Interiors	257415.00
Mohan Poojary	75000.00
Powertech Engineers	12250.00
Sachindler India Pvt Ltd	975000.00
Shiva Prasad Kamath	950000.00
S.M Nursery	650000.00
Techno Sales Corp Pvt Ltd	735612.00
Trisha	93805.00
Tulsi Products	399258.00
TOTAL	6111816.00


**RAJALAXMI EDUCATION
1ST FLOOR SOUZA ARCADE,
INCOME AND EXPENDITURE ACCOUNT**

Fig for the P.Y	EXPENDITURE	₹	₹
284610	To Salary	398489.00	
16557	To Printing & Stationery	15532.00	
25705	To Postage & Telephone Charges	11826.00	
201250	To Professional Charges	236000.00	
1424612	To Repairs & Maintenance	17910.00	
3710	To Travelling & Conveyance Expenses	3715.00	
44763	To Electricity Expenses	202206.00	
228000	To Internet Charges	229000.00	
	- To Profession Tax	2500.00	
300	To Vehicle Maintenance	56650.00	
12729	To Miscellaneous Expenses	204255.00	
32593	To Preliminary Expenses Written Off	29333.62	
1022896	To bank Charges\ Interest	1749744.00	
599	To Import Duty		
	- To Labour Charges	845798.00	
536634	To Depreciation	38441740.43	
100850445	To Excess of Income over Expenditure	84895432.29	
104685403		127340131.34	

For RAJALAXMI EDUCATION TRUST @

PLACE : MANGALORE
DATE : 13.09.2017

PRESIDENT


Principal
Mangalore Institute of Technology & Engineering
Badage Miar, MOODIDRI - 574 275

**TRUST @
BALMATTI ROAD, MANGALORE
FOR THE YEAR ENDED 31ST MARCH 2017**

Fig for the P.Y	INCOME	₹	₹
2495104	By Interest Received	2426429.00	
18000	By ATM Rent	16500.00	
71322	By Rent Received	42352.00	
102100977	By Surplus from College Section:		
	Mangalore Institute of Technology & Engineering	63646985.34	
	Mangalore Institute of Technology & Engineering - Hostel	41207645.00	124854850.34


104685403

127340131.34

AS PER OUR REPORT OF EVEN DATE
For P.R.SHETTY ASSOCIATES

PLACE : MANGALORE
DATE : 13.09.2017

C.A P.RAGHUCHANDRA SHETTY B.COM,F.C.A


Principal
Mangalore Institute of Technology & Engineering
Badage Miar, MOODIDRI - 574 275

**RAJALAXMI EDUCATION
1ST FLOOR SOUZA ARCADE
BALANCE SHEET AS**

Fig for the P.Y	LIABILITIES	₹.	₹.
562945758	GENERAL FUND: As Per Last B/Sheet Add: Excess of Income Over Expenditure	562945758.26 84895432.29	647841190.55
302072539	LOANS & ADVANCES: SECURED LOANS: As per Schedule - 5		225964804.00
19862578	UNSECURED LOANS: As per Schedule - 6		162578.00
31677833	ACCOUNTS PAYABLE: As Per Schedule - 9		34002833.00
3672431	SUNDRY CREDITORS: As per Schedule - 7	1821038.00	1851393.00
1771451	OUT STANDING EXPENSES: Professional Charges Profession Tax EPF TDS	1239000.00 32200.00 719005.00 240.00	1990445.00
922002590			911813243.55

For RAJALAXMI EDUCATION TRUST @

PLACE : MANGALORE
DATE : 13.09.2017

PRESIDENT



Principal
Mangalore Institute of Technology & Engineering
Bannergatta, Mangalore - 576 104


**TRUST @
BALMATTI ROAD, MANGALORE
AT 31ST MARCH, 2017**

Fig for the P.Y	ASSETS	₹.	₹.
5295859	CASH & BANK BALANCES: As per Schedule - 1		5107697.16
21171815	LAND:		21171814.66
729605613	BUILDING: As per Schedule - 2 Less: Depreciation	759175395.40 37958769.77	721216625.63
2929912	DEPOSITS:- As per Schedule - 3		9808772.00
152968394	FIXED ASSETS: As per Schedule - 4		144731573.02
293336	PRELIMINARY EXPENSES:- Opening Balance Less: Written Off during the year	293336.20 29333.62	264002.58
9737661.00	ACCOUNT RECEIVABLE As per Schedule - 8		9512758.50
922002590			911813243.55

AS PER OUR REPORT OF EVEN DATE
For P.R.SHETTY ASSOCIATES

PLACE : MANGALORE
DATE : 13.09.2017

C.A.P.RAGHUCHANDRA SHETTY B.COM,F.C.A



Principal
Mangalore Institute of Technology & Engineering
Bannergatta, Mangalore - 576 104

SCHEDULE-1 CASH AND BANK BALANCES

Particulars	₹.
Cash In Hand	596036.96
Indian Overseas Bank CA No.152	9766.66
Canara Bank CA.No.6204	71844.16
Vijaya Bank A/c. 20402	400823.71
Vijaya Bank Moodabidri CA A/c. No. 447	40556.00
Canara Bank 6458	1391059.00
Canara Bank C.A. 2016225	2336991.93
Indian Overseas Bank 0236	260618.74
Total	5107697.16

SCHEDULE - 2 : BUILDING

Particulars	₹.
Opening Balance:-	729605613.40
Additions During the Year:-	
Academic Block	21108774.00
Girls Hostel	2032280.00
Boys Hostel	6428728.00
Total	759175395.40

SCHEDULE-3 DEPOSIT & INVESTMENTS

Particulars	₹.
Mescom Deposit	1433390.00
B.S.N.L.	5000.00
Gas Deposit	51250.00
Rent Deposit	819132.00
Canara Bank F.D.	7500000.00
Total	9808772.00

SCHEDULE-4 FIXED ASSETS

Particulars	₹.
Mangalore Institute of Technology & Eng	139056642.72
Rajalaxmi Education Trust@	4346735.92
Mangalore Institute of Technology & Eng-Hostel	1328194.38
Total	144731573.02

SCHEDULE-5 SECURED LOAN

Particulars	₹.
Canara Bank Term loan 4424	17019453.00
Canara Bank Term Loan A/c. No.4444	8698876.00
Canara Bank Term Loan A/c. No.4465	106953204.00
Indian Overseas Bank Term Loan A/c No. 0001	56044841.00
Indian Overseas Bank Term Loan A/c No.0002	7251893.00
Indian Overseas Bank Term Loan A/c No.0003	6255444.00
Indian Overseas Bank Term Loan A/c No.0006	23741093.00
Total	225964804.00

SCHEDULE-6 UNSECURED LOAN

Particulars	₹.
Q Mat	162578.00
Total	162578.00

SCHEDULE - 7 : SUNDRY CREDITORS

Particulars	₹.
Accura Tequipment	7013.00
Asian Sports Centre	3038.00
Designtech Systems Ltd	1737614.00
Micro Lab Instruments	2632.00
Sai Designs Building Materials Pvt.Ltd	24730.00
Selco Solar Light Pvt Ltd	27456.00
Shaan Sports	48910.00
Total	1851393.00

SCHEDULE - 8 : ACCOUNTS RECIEVABLES

Particulars	₹.
Shantha Electricals and Engineers Pvt Ltd.	2400000.00
Mr.Jalandhar Hebbar	1900000.00
TDS Receivable 2013-14	126107.00
TDS Receivable 2015-16	370953.00
TDS Receivable 2016-17	451655.50
Four Winds Mass Communication	208521.00
Guruprasad Kamath	1375000.00
Israel Ansari	70000.00
Kwality Power Controls	282500.00
Maruthi Engineering Works	48250.00
Mohan Poojary	75000.00
Gopal Jangir	75000.00
Shailendra	140000.00
Shiva Prasad Kamath	950000.00
S.M Nursery	250000.00
Tulsi Products	102272.00
Procyon Infotech	687500.00
Total	9512758.50

SCHEDULE - 9 : ACCOUNTS PAYABLE

Particulars	₹
Caution Deposit	34002833.00
Total	34002833.00


**MANGALORE INSTITUTE OF
A UNIT OF RAJALAXMI
INCOME AND EXPENDITURE ACCOUNT**

Fig for the P.Y	EXPENDITURE	₹.	₹.
92154333	To Salary & Allowances	97275149.00	
5748583	To Advertisement	6202479.00	
17713742	To Bank Charges & Interest	13816987.26	
2922596	To Annual Day Expenses	6553602.00	
4215144	To College Expenses	4378564.00	
860050	To Vehicle Insurance	987106.00	
747500	To Professional charges	885000.00	
8189684	To Provident Fund	8132357.00	
381600	To Professional Tax	374700.00	
5596753	To T.D.S Paid	5931100.00	
902761	To Miscellaneous Expenses	1747842.00	
8728943	To Vehicle Maintenance	8491287.00	
7913024	To Electricity Charges	9663378.00	
124257	To Postage & Telephone	135950.00	
11444668	To University Fees	11096897.20	
2548043	To Training Expenses	1875123.00	
1081076	To Traveling Expenses	3937995.00	
701462	To Internet Charges	680250.00	
419105	To Panchayath License Fee	617302.00	
596783	To Lab Expenses	7414.00	
635708	To Printing and Stationary	763268.00	
1080355	To Computer Maintenance	977246.00	
-	To Staff Quarters Rent	804000.00	
1024705	To Repairs and Maintenance	4669773.00	
1074837	To Gardening Exp	704798.00	
-	To Legal Charges	5000.00	
293504	To Administrative Charges	338203.00	
317510	To Building Maintenance	62646.00	
418136	To Periodicals & E-Journals	25868.00	
562988	To Customs Duty	317955.00	
-	To Service Tax	126274.00	
-	To Consultancy Charges	992787.00	
-	To Rent Paid	770000.00	
-	To NBA Registration Fees	115009.20	
16301746	To Depreciation W/off	15450755.00	
59017063	To Excess of Income Over Expenditure	83646985.34	
253716658		292560960.00	

For MANGALORE INSTITUTE OF TECHNOLOGY & ENGINEERING ®

PLACE : MANGALORE
DATE : 13.09.2017

PRESIDENT


Principal
Mangalore Institute of Technology & Engineering
Badaga Nijar, MOOBBIDRI - 574 225

**TECHNOLOGY & ENGINEERING
EDUCATION TRUST
FOR THE YEAR ENDED 31ST MARCH 2017**

Fig for the P.Y	INCOME	₹.	₹.
242595856	By Fees Received:		
	Tuition Fees	268039393.50	
	Exam Fees	1915030.00	
	Bus Pass Collection	10543776.00	280498199.50
381600	By Profession Tax		372200.00
4090932	By Provident Fund		4061182.00
5596753	By T.D.S Collected		5931100.00
256385	By Bank Interest Received		688978.00
795132	By Miscellaneous Receipt		1009300.50


253716658

292560960.00

AS PER OUR REPORT OF EVEN DATE
For P.R.SHETTY ASSOCIATES

PLACE : MANGALORE
DATE : 13.09.2017

C.A. P. RAGHUCHANDRA SHETTY B.COM, F.C.A


Principal
Mangalore Institute of Technology & Engineering
Badaga Nijar, MOOBBIDRI - 574 225

**MANGALORE INSTITUTE OF
A UNIT OF RAJALAXMI
BALANCE SHEET AS**

LIABILITIES		₹.	₹.
489084451	GENERAL FUND:-	489084451.46	
	As Per Last Balance Sheet		572731436.80
	Add: Excess of Income Over Expenditure	83646985.34	
161493461	ACCOUNTS PAYABLE:-		217587589.00
	MITE Hostel		
1934817	SUNDRY CREDITORS :-		113779.00
	As Per Schedule 2		
1478201	OUT STANDING EXPENSES:-		
	Professional Charges	885000.00	
	Profession Tax	32200.00	
	EPF	719005.00	
	TDS	240.00	1636445.00

792069249.80

653990930

For MANGALORE INSTITUTE OF TECHNOLOGY & ENGINEERING ©

PLACE : MANGALORE
DATE : 13.09.2017

PRESIDENT

Principal
Mangalore Institute of Technology & Engineering
Kannur Road, Mangalore - 575 005

**TECHNOLOGY & ENGINEERING
EDUCATION TRUST
AT 31ST MARCH, 2017**

ASSETS		₹.	₹.
4651327	CASH & BANK BALANCES:-		
	Cash in Hand	322284.00	
	Canara Bank C.A. 2016225	2336991.93	
	Indian Overseas Bank 0236	260618.74	2919894.67
1283662	DEPOSITS:-		
	Deposit - Piescom	1433390.00	
	Canara Bank F.D	7500000.00	
	Rent Deposit	729132.00	9662522.00
501340363	ACCOUNTS RECIEVABLE:-		
	As Per Schedule 3	4264043.00	
	TDS Receivable 2013-14	88867.00	
	TDS Receivable 2015-16	370953.00	
	TDS Receivable 2016-17	451655.50	
	Raja laxmi Education Trust	635254671.91	640430190.41
146715579	FIXED ASSETS:-		
	As per Schedule 1		139056642.72

653990930

792069249.80

AS PER OUR REPORT OF EVEN DATE
For P.R.SHETTY ASSOCIATES

PLACE : MANGALORE
DATE : 13.09.2017

C.A P. RAGHUCHANDRA SHETTY B.COM F.C.A

Principal
Mangalore Institute of Technology & Engineering
Kannur Road, Mangalore - 575 005

SCHEDULE - 1 : FIXED ASSETS

Sl. No.	Particulars	GROSS BLOCK			NET BLOCK		
		W.D.V As on	Additional	Total	Depreciation	Rate	W.D.V. on
		01.04.2016	During The year		upto 31.03.17		01-04-2017
1	Aquaguard	41887.28		41887.28	4189.00	10%	37698.28
2	Air Conditioner	73781.03	1053228.00	1127009.03	112701.00	10%	1014308.03
3	Bosch Lab Equipment	25828031.62	-	25828031.62	2582804.00	10%	23245227.62
4	Bus KA -19B-9169	397996.56	-	397996.56	39800.00	10%	358196.56
5	Bus KA-19B-9669	397996.56	-	397996.56	39800.00	10%	358196.56
6	Computer & Accessories	17405629.63	1117924.00	18523553.63	1852356.00	10%	16671197.63
7	Electrical Fittings	19200048.04	1418352.00	20618400.04	2061841.00	10%	18556559.04
8	Fire Extinguish	8134.29	-	8134.29	814.00	10%	7320.29
9	Furniture and Fittings	36304548.21	2397261.00	38701809.21	3870181.00	10%	34831628.21
10	Generator	6249509.82	71890.00	6321399.82	632140.00	10%	5689259.82
11	Lab Equipment	16928315.47	768745.00	17697060.47	1769707.00	10%	15927353.47
12	Lift	845640.00	-	845640.00	84564.00	10%	761076.00
13	Library Books	7435993.82	175941.00	7611934.82	761194.00	10%	6850740.82
14	Sports Items	2198303.54	277302.00	2475605.54	247561.00	10%	2228044.54
15	Sign Board	35599.00	-	35599.00	3560.00	10%	32039.00
16	UPS and Batterys	149019.98	-	149019.98	14902.00	10%	134117.98
17	Water Cooler	129934.36	161961.00	291895.36	29190.00	10%	262705.36
18	Canteen Utensils	153072.18	-	153072.18	15308.00	10%	137764.18
19	Bus-KA-19C-2169	621162.30	-	621162.30	62117.00	10%	559045.30
20	Bus-KA-19C-5669	483771.03	-	483771.03	48378.00	10%	435393.03
21	Bus-KA-19C-7669	643308.00	-	643308.00	64331.00	10%	578977.00
22	Bus-KA-19C-9669	643308.00	-	643308.00	64331.00	10%	578977.00
23	Bus-KA-19C-8669	558012.00	-	558012.00	55802.00	10%	502210.00
24	Bus-KA-19C-8869	778560.00	-	778560.00	77856.00	10%	700704.00
25	Bus-KA-19C-8969	778560.00	-	778560.00	77856.00	10%	700704.00
26	Bus-KA-19D-3469	955116.00	-	955116.00	95512.00	10%	859604.00
27	Bus-KA-19D-3169	955116.00	-	955116.00	95512.00	10%	859604.00
28	Bus-KA-19D-7969	1187541.00	-	1187541.00	118755.00	10%	1068786.00
29	Bus-KA-19D-8069	1187541.00	-	1187541.00	118755.00	10%	1068786.00
30	Bus-KA-19AA-1669	2022975.00	-	2022975.00	202298.00	10%	1820677.00
31	Bus-KA-19AA-1969	492075.00	-	492075.00	49208.00	10%	442867.00
32	Car-KA-19 MD-1569	386908.00	-	386908.00	38691.00	10%	348217.00
33	Solar Water Heater	784890.00	-	784890.00	78489.00	10%	706401.00
34	Equipments	89019.00	89345.00	178364.00	17837.00	10%	160527.00
34	LED Tv	234675.00	259870.00	494545.00	49455.00	10%	445090.00
35	Samsung Washing Machine	129600.00	-	129600.00	12960.00	10%	116640.00
TOTAL		146715578.72	7791819.00	154507397.72	15450755.00		139056642.72

SCHEDULE : 2 SUNDRY CREDITORS	
Accura Tequipment	7013.00
Asian Sports Centre	3038.00
Micro Lab Instruments	2632.00
Sai Design Building Materials Pvt Ltd	24730.00
Selco Solar Light Pvt Ltd	27456.00
Shaan Sports	48910.00
TOTAL	113779.00

SCHEDULE : 3 SUNDRY DEBTORS	
Four Winds Mass Communication	208521.00
Guruprasad Kamath	1375000.00
Israel Ansari	70000.00
Kwality Power Controls	282500.00
Maruthi Engineering Works	48250.00
Mohan Poojary	75000.00
Gopal Jangir	75000.00
Shailendra	140000.00
Shiva Prasad Kamath	950000.00
S.M Nursery	250000.00
Tulsi Products	102272.00
Procyon Infotech	687500.00
TOTAL	4264043.00

**RAJALAXMI EDUCATION
1ST FLOOR SOUZA ARCADE,
INCOME AND EXPENDITURE ACCOUNT**

Fig for the P.Y	EXPENDITURE	₹.	₹.
394173	To Salary	284610.00	
192786	To Printing & Stationery	16557.00	
98832	To Postage & Telephone Charges	25705.00	
201562	To Professional Charges	201250.00	
1572984	To Repaires & Maintenance	1424612.00	
97816	To Travelling & Conveyance Expenses	3710.00	
686586	To Tax Deducted at Sources	-	
69574	To Electricity Expenses	44763.00	
306844	To Internet Charges	228000.00	
2500	To Profession Tax	-	
315200	To Staff Quarters Rent	-	
157402	To Vehichle Maintenance	300.00	
1624756	To Miscellaneous Expenses	12729.00	
56541	To Computer Maintenance	-	
36214	To Preliminary Expenses Written Off	32592.91	
372289	To bank Charges\ Interest	1022896.29	
-	To Import Duty	599.00	
595086	To Depreciation	536634.06	
110397845	To Excess of Income over Expenditure	100850444.84	
117178990		104685403.10	

For RAJALAXMI EDUCATION TRUST ©

PLACE : MANGALORE
DATE : 12.08.2016

PRESIDENT

[Signature]
Principal
Mangalore Institute of Technology & Engineering
Badangal, MANGALORE - 574 225

**TRUST ©
BALMATTIA ROAD, MANGALORE
FOR THE YEAR ENDED 31ST MARCH 2016**

Fig for the P.Y	INCOME	₹.	₹.
686586	By Tax deducted at sources		
1340841	By Interest Received	2495104.00	
18000	By ATM Rent	18000.00	
-	By Rent Received	71322.00	
115133563	By Surplus from College Section:		
	Mangalore Institute of Technology & Engineering	59017063.10	
	Mangalore Institute of Technology & Engineering - Hostel	43083914.00	102100977.10

117178990

104685403.10

AS PER OUR REPORT OF EVEN DATE
For P.R.SHETTY ASSOCIATES

PLACE : MANGALORE
DATE : 12.08.2016

C.A P.RAGHUCHANDRA SHETTY B.COM, F.C.A

[Signature]
Principal
Mangalore Institute of Technology & Engineering
Badangal, MANGALORE - 574 225

TRUST @
BALMATTAROAD, MANGALORE
AT 31ST MARCH, 2016

Fig for the P.Y	ASSETS	₹.	₹.
11728905	CASH & BANK BALANCES:		
	As per Schedule - 1		5295859.32
21171815	LAND:		21171814.66
621717998	BUILDING UNDER CONSTRUCTION:		
	As per Schedule - 2		729605613.40
6214662	DEPOSITS:-		
	As per Schedule - 3		2929912.00
159732280	FIXED ASSETS:		
	As per Schedule - 4		152968393.68
325929	PRELIMINARY EXPENSES:-		
	Opening Balance	325929.11	
	Less: Written Off during the year	<u>32592.91</u>	293336.20
14287459.00	ACCOUNT RECEIVABLE		
	As per Schedule - 8		9737661.00

835179048

922002590.26

AS PER OUR REPORT OF EVEN DATE
For P.R.SHETTY ASSOCIATES

PLACE : MANGALORE
DATE : 12.08.2016

C.A P.RAGHUCHANDRA SHETTY B.COM,F.C.A

Principal
Mangalore Institute of Technology & Engineering
Badaga Mijar, MOODSIDI - 574 225

TRUST @
BALMATTAROAD, MANGALORE
AT 31ST MARCH, 2016

Fig for the P.Y	ASSETS	₹.	₹.
11728905	CASH & BANK BALANCES:		
	As per Schedule - 1		5295859.32
21171815	LAND:		21171814.66
621717998	BUILDING UNDER CONSTRUCTION:		
	As per Schedule - 2		729605613.40
6214662	DEPOSITS:-		
	As per Schedule - 3		2929912.00
159732280	FIXED ASSETS:		
	As per Schedule - 4		152968393.68
325929	PRELIMINARY EXPENSES:-		
	Opening Balance	325929.11	
	Less: Written Off during the year	<u>32592.91</u>	293336.20
14287459.00	ACCOUNT RECEIVABLE		
	As per Schedule - 8		9737661.00

835179048

922002590.26

AS PER OUR REPORT OF EVEN DATE
For P.R.SHETTY ASSOCIATES

PLACE : MANGALORE
DATE : 12.08.2016

C.A P.RAGHUCHANDRA SHETTY B.COM,F.C.A

Principal
Mangalore Institute of Technology & Engineering
Badaga Mijar, MOODSIDI - 574 225

SCHEDULE-1 CASH AND BANK BALANCES

Particulars	₹.
Cash in Hand	483753.96
Indian Overseas Bank CA No.152	9766.66
Canara Bank CA.No.6204	62628.16
Vijaya Bank A/c. 20402	326175.71
Vijaya Bank Moodabidri CA A/C. No. 447	40556.00
Canara Bank 6458	41340.00
Canara Bank C.A. 2016225	1725671.83
Indian Overseas Bank 0236	2605967.00
Total	5295859.32

SCHEDULE - 2 : BUILDING UNDER CONSTRUCTION

Particulars	₹.
Opening Balance:-	621717998.40
UNDER CONSTRUCTION:-	
Academic Block	87999150.00
Girls Hostel	7535840.00
Boys Hostel	12352625.00
Total	729605613.40

SCHEDULE-3 DEPOSIT & INVESTMENTS

Particulars	₹.
Vijaya Bank F.D.	1500000.00
Mescom Deposit	1054530.00
B.S.N.L.	5000.00
Gas Deposit	51250.00
Rent Deposit	319132.00
Canara Bank F.D.(A.I.C.T.E)	
Total	2929912.00

SCHEDULE-4 FIXED ASSETS

Particulars	₹.
Mangalore Institute of Technology & Eng	146715578.72
Rajalaxmi Education Trust@	4829706.58
Mangalore Institute of Technology & Eng-Hostel	1423108.38
Total	152968393.68

SCHEDULE-5 SECURED LOAN

Particulars	₹.
Canara Bank Bus Loan A/c. No. 4404	235818.00
Canara Bank Bus Loan A/c. No. 4413	411076.00
Canara Bank Term loan 4346	15319452.00
Canara Bank Term loan 4424	25298439.00
Canara Bank Term Loan A/c. No.4444	14113435.00
Canara Bank Term Loan A/c. No.4465	119897929.00
Indian Overseas Bank Term Loan A/c No. 0001	66939580.00
Indian Overseas Bank Term Loan A/c No.0002	19590581.00
Indian Overseas Bank Term Loan A/c No.0003	8893127.00
Indian Overseas Bank Term Loan A/c No.0006	30924414.00
Vijaya Bank Moodabidri Loan A/c.No. 0003	448688.00
Canara Bank OD A/c.No.4722	
Total	302072539.00

SCHEDULE-6 UNSECURED LOAN

Particulars	₹.
Q Mat	19862578.00
Total	19862578.00

SCHEDULE - 7 : SUNDRY CREDITORS

Particulars	₹.
Designtech Systems Ltd	1737614.00
Kamal Enfab	69139.00
Kanara Hardware	30421.00
Lawrance And Mayyo Pvt.Ltd.	92792.00
Mahalaxmi Associates	874059.00
Ruha Constructions	296787.00
S4 Associates	546889.00
Sai Designs Building Materials Pvt.Ltd	24730.00
Total	3672431.00

SCHEDULE - 8 : ACCOUNTS RECIEVABLES

Particulars	₹.
Shantha Electricals and Engineers Pvt Ltd.	2400000.00
Mr.Jalandhar Hebbar	1900000.00
TDS Receivable 2013-14	374671.00
TDS Receivable 2014-15	68138.00
TDS Receivable 2015-16	370953.00
ProcyonInfotech	500000.00
BOSCH Rexorth India Ltd	44837.00
Guruprasad Kamath	1375000.00
Inbox Creative	500000.00
Israel Ansari	140000.00
L.Dannies	5000.00
Sheela Equipments Pvt Ltd	154062.00
S.M Nursery	300000.00
Souza Electro Services	1425000.00
Team Water Works Bangalore	180000.00
Total	9737661.00

SCHEDULE - 9 : ACCOUNTS PAYABLE

Particulars	₹
Caution Deposit	31677833.00
Total	31677833.00

**MANGALORE INSTITUTE OF
A UNIT OF RAJALAXMI
INCOME AND EXPENDITURE ACCOUNT**

Fig for the P.Y	EXPENDITURE	₹.	₹.
77858399	To Salary & Allowances		92154333.00
3143331	To Advertisement		5748583.00
19924255	To Bank Charges & Interest		17713741.50
4593694	To Annual Day Expenses		2922596.00
7608915	To College Expenses		4215144.50
857093	To Vehicle Insurance		860050.00
684000	To Professional charges		747500.00
5226134	To Provident Fund		8189684.00
344300	To Professional Tax		381600.00
4052446	To T.D.S Paid		5596753.00
592852	To Miscellaneous Expenses		902761.00
6765080	To Vehicle Maintenance		8728943.00
6767082	To Electricity Charges		7913024.00
104298	To Postage & Telephone		124257.00
10421910	To University Fees		11444667.90
2252600	To Training Expenses		2548043.00
732424	To Traveling Expenses		1081076.00
690132	To Internet Charges		701462.00
161674	To Panchayath License Fee		419105.00
161022	To Lab Expenses		596783.00
1466662	To Printing and Stationary		635707.50
1204330	To Computer Maintenance		1080355.00
544900	To Staff Quarters Rent		
975395	To Repairs and Maintenance		1024704.50
1974450	To Gardening Exp		1074837.00
39280	To Legal Charges		
362232	To Administrative Charges		293504.00
-	To Building Maintenance		317510.00
-	To Periodicals & E-Journals		418136.00
-	To Customs Duty		562988.00
1697888	To Depreciation W/off		16301746.00
98330544	To Excess of Income Over Expenditure		59017063.10
274818321			253716658.00

For MANGALORE INSTITUTE OF TECHNOLOGY & ENGINEERING @

PLACE : MANGALORE
DATE : 12.08.2016

PRESIDENT

Principal
Mangalore Institute of Technology & Engineering
Sadaga Mijar, MOODBIDRI - 574 225

**TECHNOLOGY & ENGINEERING
EDUCATION TRUST
FOR THE YEAR ENDED 31ST MARCH 2016**

Fig for the P.Y	INCOME	₹.	₹.
267471127	By Fees Received:		
	Tuition Fees	225549585.00	
	Exam Fees	4566725.00	
	Bus Pass Collection	11842890.00	
	Exam Remuneration	636655.00	242595856.00
341600	By Profession Tax		381600.00
2613067	By Provident Fund		4090932.00
4052446	By T.D.S Collected		5596753.00
339881	By Bank Interest Received		256385.00
-	By Miscellaneous Receipt		795132.00

274818321

253716658.00

AS PER OUR REPORT OF EVEN DATE
For P.R.SHETTY ASSOCIATES

PLACE : MANGALORE
DATE : 12.08.2016

C.A. P. RAGHUCHANDRA SHETTY B.COM, F.C.A.

Principal
Mangalore Institute of Technology & Engineering
Sadaga Mijar, MOODBIDRI - 574 225

**MANGALORE INSTITUTE OF
A UNIT OF RAJALAXMI
BALANCE SHEET AS**

LIABILITIES		₹	₹
430067388	GENERAL FUND:-		
	As Per Last Balance Sheet	430067388.36	
	Add: Excess of Income Over Expenditure	<u>59017063.10</u>	489084451.46
	SECURED LOAN:-		
	Canara Bank C.A. 2016225		
101689462	ACCOUNTS PAYABLE:-		
	MITE Hostel		161493461.00
610157	SUNDRY CREDITORS :-		
	As Per Schedule 2		1934817.00
1187469	OUT STANDING EXPENSES:-		
	Professional Charges	747500.00	
	Profession Tax	30800.00	
	EPF	692723.00	
	TDS	<u>7178.00</u>	1478201.00
533554476			653990930.46

For MANGALORE INSTITUTE OF TECHNOLOGY & ENGINEERING @

PLACE : MANGALORE
DATE : 12.08.2016

PRESIDENT



Principal
Mangalore Institute of Technology & Engineering
Bardoloi, Mangalore - 574 225


**TECHNOLOGY & ENGINEERING
EDUCATION TRUST
AT 31ST MARCH, 2016**

ASSETS		₹	₹
11053367	CASH & BANK BALANCES:-		
	Cash In Hand	319688.00	
	Canara Bank C.A. 2016225	1725671.83	
	Indian Overseas Bank 0236	<u>2605967.00</u>	4651326.83
4568412	DEPOSITS:-		
	Deposit - Mescom	1054530.00	
	Rent Deposit	<u>229132.00</u>	1283662.00
365122827	ACCOUNTS RECIEVABLE:-		
	As Per Schedule 3	4623899.00	
	TDS Receivable 2013-14	88867.00	
	TDS Receivable 2014-15	30898.00	
	TDS Receivable 2015-16	370953.00	
	Raja laxmi Education Trust	<u>496225745.91</u>	501340362.91
152809871	FIXED ASSETS:-		
	As per Schedule 1		146715578.72
533554476			653990930.46

AS PER OUR REPORT OF EVEN DATE
For P.R.SHETTY ASSOCIATES

PLACE : MANGALORE
DATE : 12.08.2016

C.A.P. RAGHUCHANDRA SHETTY B.COM, F.C.A.



Principal
Mangalore Institute of Technology & Engineering
Bardoloi, Mangalore - 574 225

Sl. No.	Particulars	GROSS BLOCK			NET BLOCK		
		W.D.V As on 01.04.2015	Additional During The year	Total	Depreciation upto 31.03.16	Rate	W.D.V. on 01-04-2016
1	Aquaguard	33552.28	12990.00	46542.28	4655.00	10%	41887.28
2	Air Conditioner	81980.03	-	81980.03	8199.00	10%	73781.03
3	Bosch Lab Equipment	28697813.62	-	28697813.62	2869782.00	10%	25828031.62
4	Bus KA -19B-9169	442218.56	-	442218.56	44222.00	10%	397996.56
5	Bus KA-19B-9669	442218.56	-	442218.56	44222.00	10%	397996.56
6	Computer & Accessories	16112915.63	3226673.00	19339588.63	1933959.00	10%	17405629.63
7	Electrical Fittings	20541580.04	791807.00	21333387.04	2133339.00	10%	19200048.04
8	Fire Extinguish	9038.29	-	9038.29	904.00	10%	8134.29
9	Furniture and Fittings	37168087.21	3170300.00	40338387.21	4033839.00	10%	36304548.21
10	Generator	6943900.82	-	6943900.82	694391.00	10%	6249509.82
11	Lab Equipment	17216751.47	1592489.00	18809240.47	1880925.00	10%	16928315.47
12	Lift	939600.00	-	939600.00	93960.00	10%	845640.00
13	Library Books	7822486.82	439729.00	8262215.82	826222.00	10%	7435993.82
14	Sports Items	1972753.54	469806.00	2442559.54	244256.00	10%	2198303.54
15	Sign Board	39555.00	-	39555.00	3956.00	10%	35599.00
16	UPS and Batterys	165577.98	-	165577.98	16558.00	10%	149019.98
17	Water Cooler	144372.36	-	144372.36	14438.00	10%	129934.36
18	Canteen Utensils	170081.18	-	170081.18	17009.00	10%	153072.18
19	Bus-KA-19C-2169	690181.30	-	690181.30	69019.00	10%	621162.30
20	Bus-KA-19C-5669	537524.05	-	537524.05	53753.00	10%	483771.03
21	Bus-KA-19C-7669	714787.00	-	714787.00	71479.00	10%	643308.00
22	Bus-KA-19C-9669	714787.00	-	714787.00	71479.00	10%	643308.00
23	Bus-KA-19C-8669	620014.00	-	620014.00	62002.00	10%	558012.00
24	Bus-KA-19C-8869	865067.00	-	865067.00	86507.00	10%	778560.00
25	Bus-KA-19C-8969	865067.00	-	865067.00	86507.00	10%	778560.00
26	Bus-KA-19D-3469	1061241.00	-	1061241.00	106125.00	10%	955116.00
27	Bus-KA-19D-3169	1061241.00	-	1061241.00	106125.00	10%	955116.00
28	Bus-KA-19D-7969	1319490.00	-	1319490.00	131949.00	10%	1187541.00
29	Bus-KA-19D-8069	1319490.00	-	1319490.00	131949.00	10%	1187541.00
30	Bus-KA-19AA-1669	2247750.00	-	2247750.00	224775.00	10%	2022975.00
31	Bus-KA-19AA-1969	546750.00	-	546750.00	54675.00	10%	492075.00
32	Car-KA-19 MD-1569	429898.00	-	429898.00	42990.00	10%	386908.00
33	Solar Water Heater	872100.00	-	872100.00	87210.00	10%	784890.00
34	Equipments	-	98910.00	98910.00	9891.00	10%	89019.00
34	LED Tv	-	260750.00	260750.00	26075.00	10%	234675.00
35	Samsung Washing Machine	-	144000.00	144000.00	14400.00	10%	129600.00
	TOTAL	152809870.74	10207454.00	163017324.74	16301746.00		146715578.72

SCHEDULE : 2 SUNDRY CREDITORS	
Kamal Enfab	69139.00
Kanara Hardware	30421.00
Lawrance And Mayyo Pvt.Ltd.	92792.00
Mahalaxmi Associates	874059.00
Ruha Constructions	296787.00
S4 Associates	546889.00
Sai Designs Building Materials Pvt.Ltd	24730.00
TOTAL	1934817.00

SCHEDULE : 3 SUNDRY DEBTORS	
BOSCH Rexorth India Ltd	44837.00
Guruprasad Kamath	1375000.00
Inbox Creative	500000.00
Israel Ansari	140000.00
L.Dannies	5000.00
Sheela Equipments Pvt Ltd	154062.00
S.M Nursery	300000.00
Souza Electro Services	1425000.00
Team Water Works Bangalore	180000.00
ProcyonInfotech	500000.00
TOTAL	4623899.00